



A&S Fall 2017 Instructor Report for FL2017.L32.Pol Sci.101B.01 - American Politics (David Miller)

A&S Fall 2017 Course Evaluations

Project Audience 238
Responses Received 126
Response Ratio 52.94%

Report Comments

Welcome to your Instructor Report for WashU Course Evaluations. Below you will find response data from your specified course section. Responses to personalized questions appear at the bottom of the report.

The intention of this report is to provide feedback, and also to prompt improvement in areas that may be lacking. This report is accessible to appropriate department level and school level users, as determined by your school. We appreciate your dedication to our learning community at Washington University.

If you have questions about this report, please contact evals@wustl.edu

Reports will not be generated for course sections with no responses.

Creation Date Tue, Jan 02, 2018



Subsection Evaluation

Past research shows that the students' answers to any one question can be noisy, more prone to biases, and provide less useful data for evaluating courses and instructors. Since interpreting individual questions, including their relative highs and lows, can easily lead to inaccurate conclusions due to low reliability, individual question responses are not available in any standard report.

However, combining students' responses to several questions aimed at measuring the same underlying attribute can improve the quality of the measures. Therefore, the statistics displayed for each attribute (mean, median, mode, and standard deviation) are calculated from the grouped responses to all the questions in each topical block.

The varied rating scale responses are statistically reliable as individual questions.

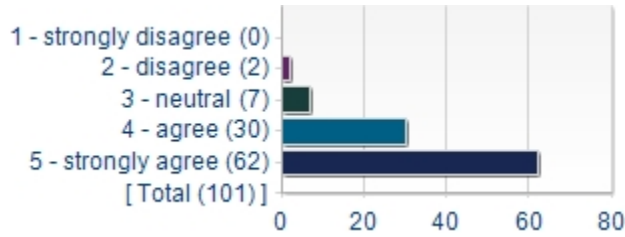
TA Evaluation

Instruction

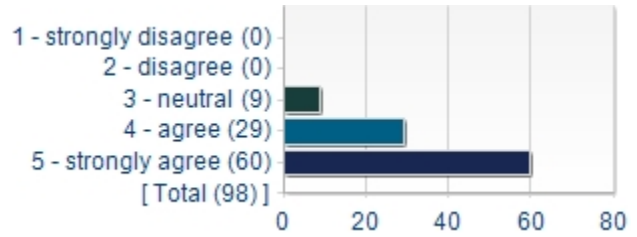
Question	Score			
	Mean	Median	Response Count	Standard Deviation
Material was presented clearly	4.50	5.00	101	0.72
Questions were answered clearly and concisely	4.52	5.00	98	0.66
Material was presented at an appropriate pace	4.48	5.00	98	0.69
The AI was well prepared for section	4.64	5.00	89	0.55
The AI used time well	4.57	5.00	95	0.58
The AI effectively led the section	4.51	5.00	88	0.68
Topics were effectively related to the course lectures	4.63	5.00	94	0.57
Communicated at a level appropriate for the class	4.48	5.00	97	0.79

Instruction - Breakdown by Frequency

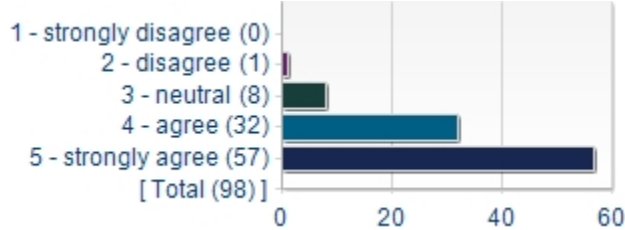
1. Material was presented clearly



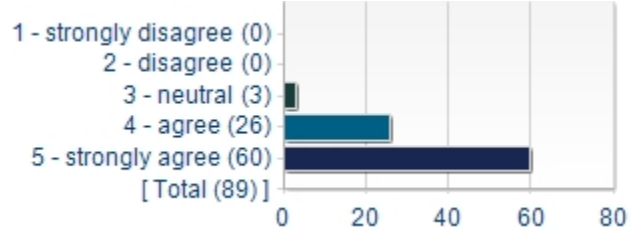
2. Questions were answered clearly and concisely



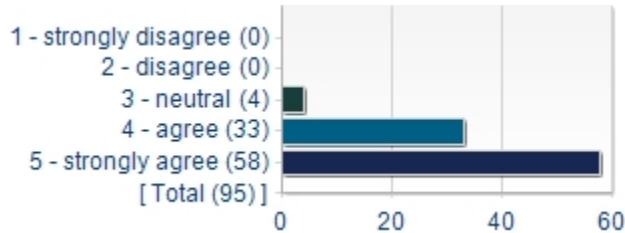
3. Material was presented at an appropriate pace



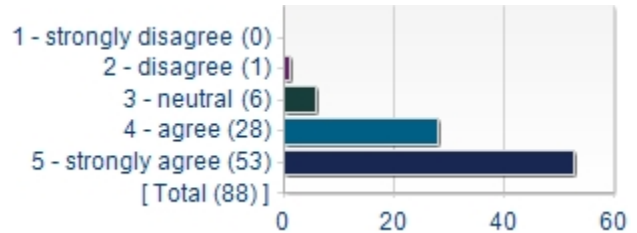
4. The AI was well prepared for section



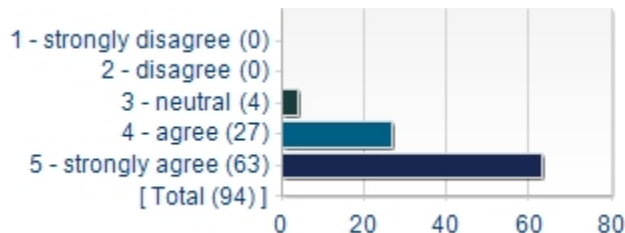
5. The AI used time well



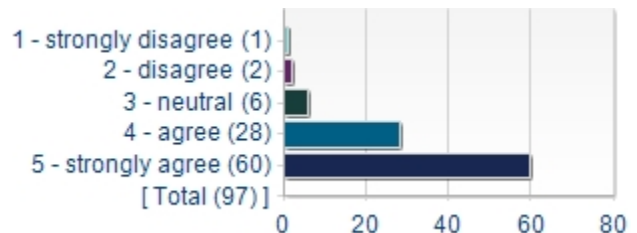
6. The AI effectively led the section



7. Topics were effectively related to the course lectures

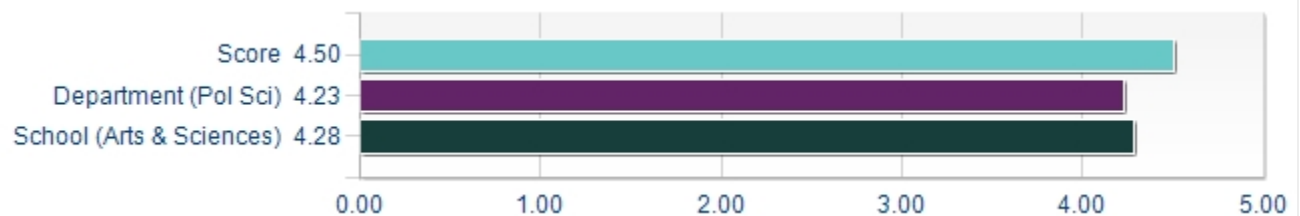


8. Communicated at a level appropriate for the class

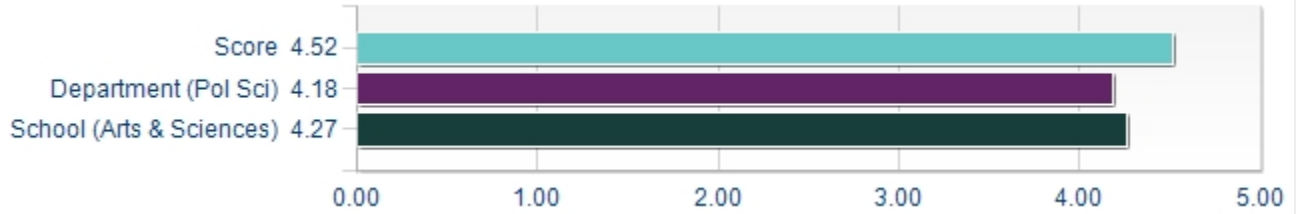


Instruction - Comparison Detail

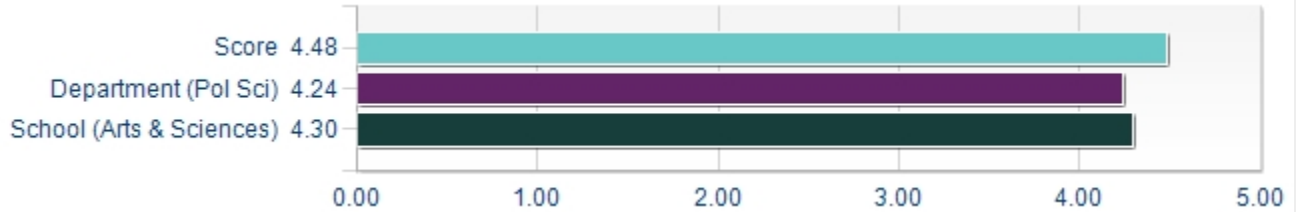
1. Material was presented clearly



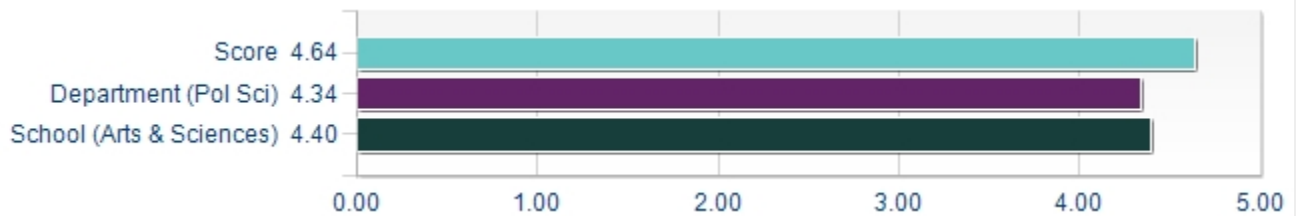
2. Questions were answered clearly and concisely



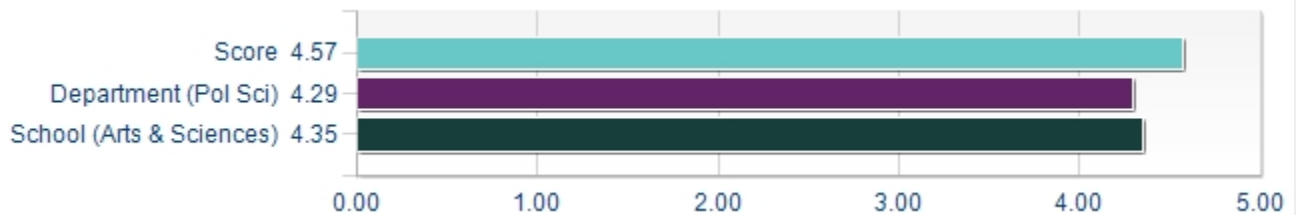
3. Material was presented at an appropriate pace



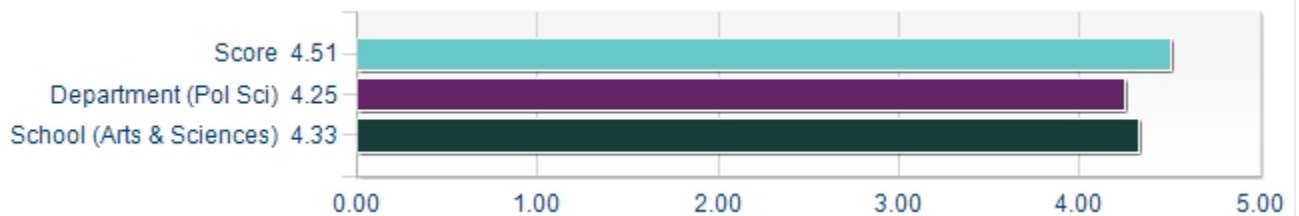
4. The AI was well prepared for section



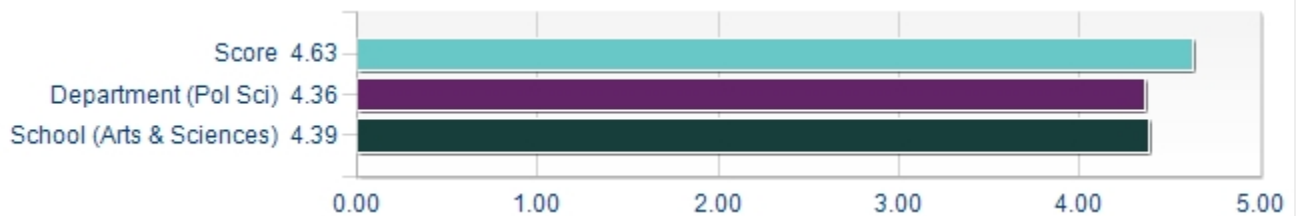
5. The AI used time well



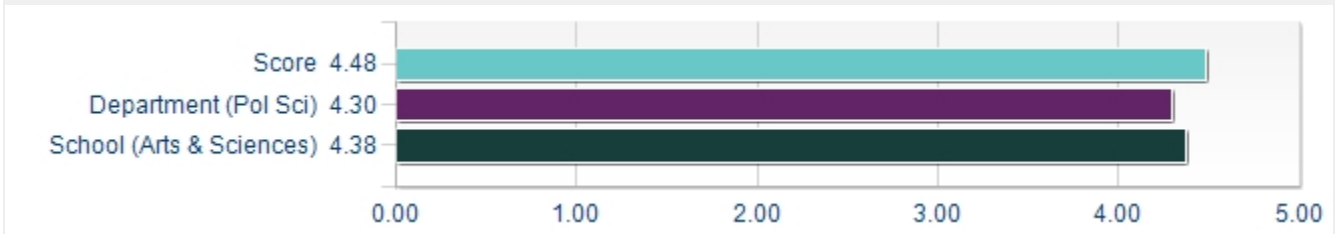
6. The AI effectively led the section



7. Topics were effectively related to the course lectures



8. Communicated at a level appropriate for the class

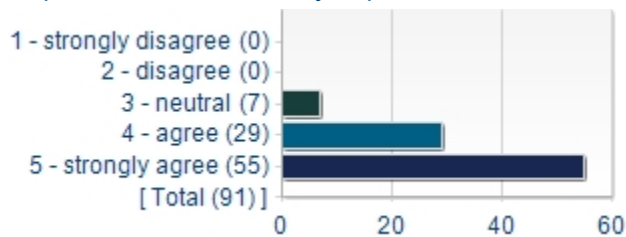


Interaction with Students

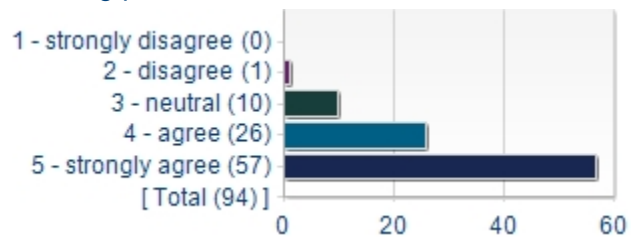
Question	Score			
	Mean	Median	Response Count	Standard Deviation
Expectations were clearly explained	4.53	5.00	91	0.64
Grading procedures were fair	4.48	5.00	94	0.73
AI was concerned for students	4.38	5.00	95	0.84
AI was available for consultation outside of section	4.56	5.00	97	0.64
AI maintained positive environment in section	4.53	5.00	89	0.66

Interaction with Students - Breakdown by Frequency

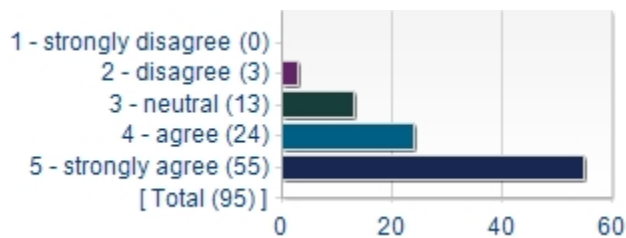
1. Expectations were clearly explained



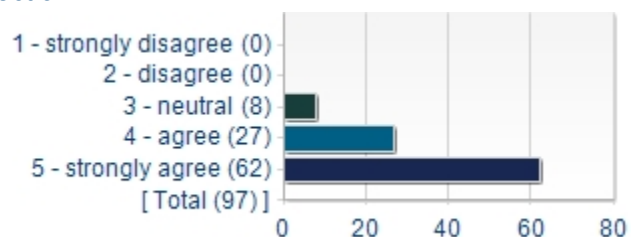
2. Grading procedures were fair



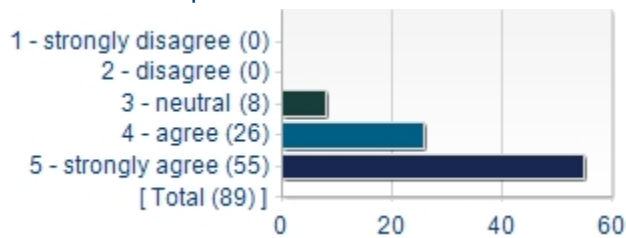
3. AI was concerned for students



4. AI was available for consultation outside of section

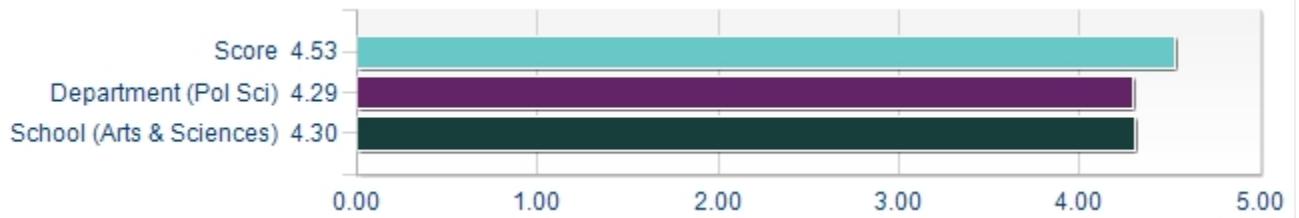


5. AI maintained positive environment in section

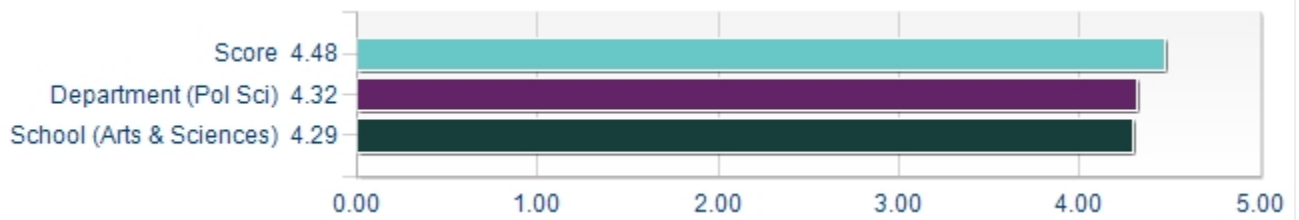


Interaction with Students - Comparison Detail

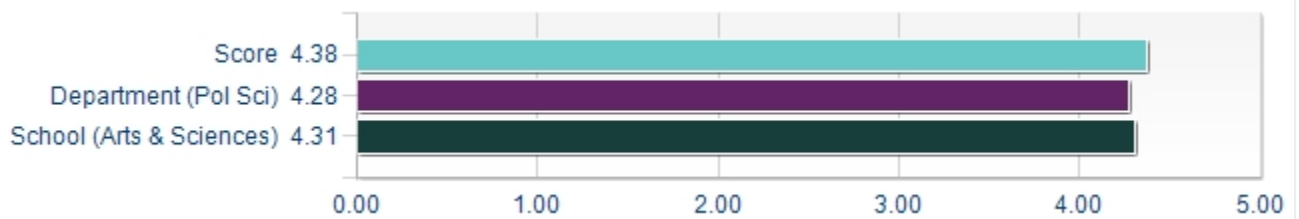
1. Expectations were clearly explained



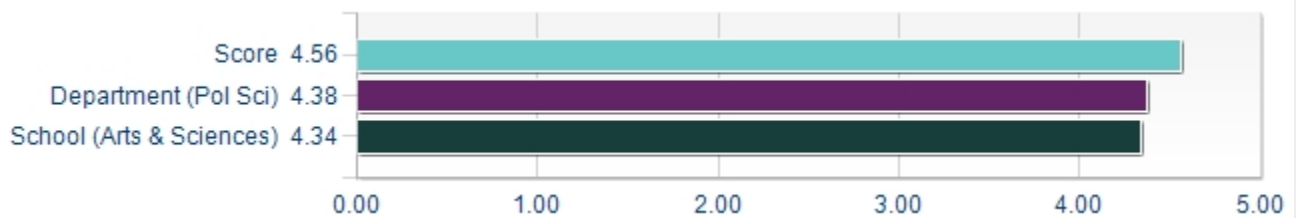
2. Grading procedures were fair



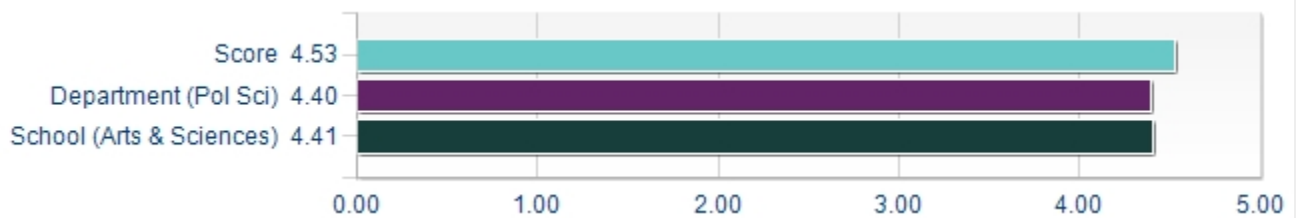
3. AI was concerned for students



4. AI was available for consultation outside of section



5. AI maintained positive environment in section



Please provide any additional feedback on **David Miller** that was not covered by the previous questions.

Comments
He is very knowledgeable about American politics, but I felt that his style of presenting information was a little wordy and dry.
na
I didn't interact with him, which is a shame, but his lecture was awesome
David Ryan Miller is awesome. He genuinely seems like the nicest guy ever. I hear he bakes treats every Monday for all of the subsection leaders. What a guy!
David Miller was not in my section/did not lead it, so the questions about section are not applicable.
I never had any interaction with David Miller. He only taught one lesson during the semester, which I thought was well-taught but was not enough for me to give meaningful feedback.
David Miller was super responsive to emails and questions and was generally a very helpful person. The day he taught the class on his own, he did an excellent job.
His lecture wasn't as engaging as the other ones.
David Miller was helpful in helping me sort out grading errors on one of my tests.
never met him
I'm not sure which AI wrote the exam questions, but I do wish the AI's had done a better job writing exam questions that were less confusing.
I don't know who this is.
He was not a section leader.
Great assistant in instruction